

# DRAWERED SANDWICH PREP. TABLE BACK MOUNTED CONDENSING UNIT



EPBNR3-D2

EPB Series



### Refrigeration System

- Back mounted, self-contained and fully detachable Blizzard R290 condensing unit uses environmentally friendly, EPA-compliant R290 refrigerant with zero (0) Ozone Depletion Potential (ODP) and three (3) Global Warming Potential (GWP). Blizzard R290 is easily replaceable and requires no on-site brazing.
- Front air breathing for flexibility in installation.
- Electronically commutated (ECM) fan motors achieve rapid cooling with less energy consumption.
- Full-length air duct ensures optimal cold air circulation.
- Time-initiated and temperature-terminated auto defrost cycle for seamless operation.
- Large capacity, corrosion-resistant condenser and evaporator coils.
- Self-maintaining, energy-efficient condensate drain pan requires no external drains or electric heaters.
- High performance, auto-reverse condenser fan motor supports compressor ventilation and condenser coil cleaning.
- Pressure relief devices allow rapid cabinet re-entry.
- Pre-wired and ready to plug, 115V/60Hz/1Ph, NEMA 5-15P.

### Cabinet Construction

- Heavy duty stainless steel interior / exterior with rounded corners for a hazard-free workspace.
- Open spaced interior with no walls between cabinet compartments.
- Vented stainless steel panel between top pan area and cabinet catches food debris.
- 16 gauge, high quality stainless steel worktop, lid and hood.
- Galvanized steel bottom and rear.
- 2.5" thick high density polyurethane insulation.
- Four 5" swivel casters with locks on front set.

### Doors

- Heavy-duty stainless steel interior / exterior.
- 2.5" thick high-density polyurethane insulation.
- Snap-in magnetic gaskets for ease of cleaning.
- High strength, recessed handles
- Thick gauge, stainless steel drawer frames with low-friction ball bearings.
- Drawer pans not included. See table for drawer pan capacity.

### Preparation Area

- NSF certified polycarbonate 6" deep pans (see table for size and quantity).
- 1/2" thick, foam insulated lid keeps top pan area cold and prevents moisture build-up.
- 12 1/4" deep cutting board is removable for ease of cleaning.

### Shelving

- One epoxy coated, steel wire shelf.
- Height adjustable stainless steel clips.

### Temperature Control

- Multi-function digital controller with easy to read LED display.
- Factory preset temperature, 35°F. Temperature setting range from 33°F to 54°F.
- Audible overheat protection alarm for compressor and condenser coil.

### Options

- NSF certified stainless steel double overshef.
- Additional shelving.
- 3" swivel casters with locks.
- 3.5" – 6" height-adjustable and interchangeable legs.



Type	Doors	Capacity Cu. Ft.	# of Pans (Top)	# of Pans (Drawer)	Shelves	Refrigerant	HP	Power V-Hz-Ph	Amps	Crated Weight	Exterior Dimensions		
											L	D	H*
REF	1(D) 2(DR)	19	1/6x18	1/2x2,1/3x8,1/4x1,1/6x4*	1	R-290	1/3	115-60-1	3	473 lbs	71.125"	31.5"	38.5"

(†)Based on evaporating temperature of 23°F (-5°C) & condensing temperature of 131°F (55°C). (‡) Product capacity is calculated based on standard industry figures. (\*) Reference plan view for clarification on caster/unit height. If dimensions and capacity are critical, please contact Everest Refrigeration. Blizzard R290 replacement is at the sole discretion of Everest Refrigeration. Specifications subject to change without notice.

# DRAWERED SANDWICH PREP. TABLE BACK MOUNTED CONDENSING UNIT



## EPBNR3-D2

## EPB Series

### DIMENSIONAL DATA

External Dims.	L	71.125 in.
	D	31.5 in.
	H*	38.5 in.
Crated Weight		473 lbs.
Doors/Drawers/Lids		1(D) 2(DR)
Max Weight Support		-

### STORAGE DATA

Net Capacity Cu. Ft. †	19
Shelves	1
Barrels	-
20 oz. Bottles	-
12 oz. Bottles	-
12 oz. Cans	-
8" Mugs	-
# of Pans (Top)	1/6x18
# of Pans (Drawer)	1/2x2,1/3x8,1/4x1,1/6x4*
Dividers	-
Trays	-

### ELECTRICAL DATA

Voltage	115-60-1
Full Load Amperage	3A
Feed Wires w/ Ground	3
Cord Length	9ft
NEMA Plug Type	ⓘ NEMA 5-15P

### REFRIGERATION DATA

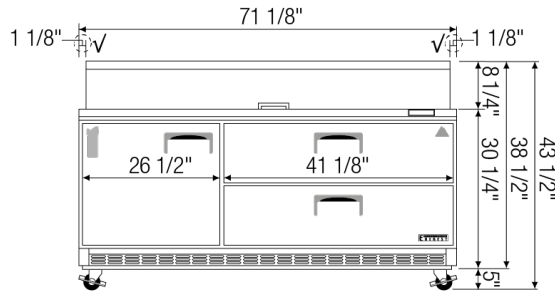
Compressor	Back
Refrigerant	R-290
Compressor HP	1/3
BTU/HR †	N/A

### KEY

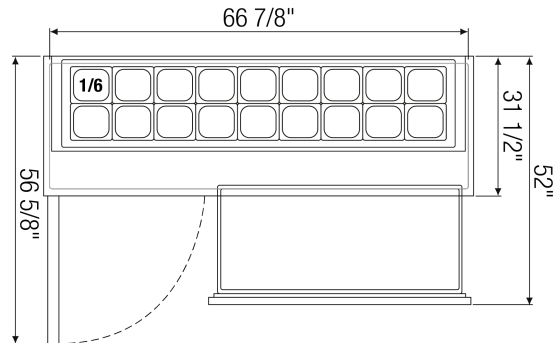
<b>D</b>	Door	<b>R</b>	Refrigerator
<b>L</b>	Lid	<b>REF</b>	Refrigerator
<b>H</b>	Half Door	<b>F</b>	Freezer
<b>FD</b>	Full Door	<b>FRZ</b>	Freezer
<b>SD</b>	Solid Door	<b>DUAL</b>	REF/FRZ Combo
<b>GD</b>	Glass Door	<b>DR</b>	Drawer

	Elevation	Right	Plan	3D	Back

### PLAN VIEW

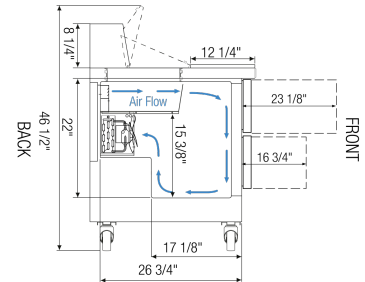


### FRONT



### TOP

\* Drawer pans not included



### SIDE

### ACCESSORIES & OPTIONS

- Additional Shelving - Contact Everest Refrigeration for more information.
- AJL03-00 - Interchangeable Leg for Caster (Optional)
- CASA3-01 - 3" Overall Height Caster Assembly - (2) Front (2) Rear
- OS24-00 - Double overshelf (71" L x 13.5" D x 48" H). Adds 31" of height to unit.

(†) Based on evaporating temperature of 23°F (-5°C) & condensing temperature of 131°F (55°C). (‡) Product capacity is calculated based on standard industry figures. (\*) Reference plan view for clarification on caster/unit height. If dimensions and capacity are critical, please contact Everest Refrigeration. Blizzard R290 replacement is at the sole discretion of Everest Refrigeration. Specifications subject to change without notice.